

About Us

The AeroPel™ APW100 Corrosion Protection Series provides an omni-phobic Nanocomposite Protective Layer (NPL) designed to repel moisture, prevent corrosion, and protect metallic surfaces. This water-based NPL is stable under UV and salt exposure, ensuring excellent long-term protection for substrates. Proven in extreme conditions to deliver reliable corrosion resistance in aviation environments.



Corrosion Protection

AeroPel is a clear, omniphobic coating resistant to corrosive elements, fuels, hydraulic fluids, and surface abrasion. APW100 is formulated for aviation, offering asset protection for everything from ground equipment to airframes and more.



No VOCs

AeroPel APW100 is made in the USA and formulated to be non-VOC and chromate-free, aligning with the industry's priorities for next-generation aviation coatings.



High Performance

APW100 functions fully under extreme temperatures ranging from -110°F to 400°F (-80°C to 204°C). Due to its durability, only a thin film (~0.001 in. or 0.025 mm) is needed to provide corrosion and erosion protection. With a lower dry weight than traditional corrosion-inhibiting compounds, it also achieves significant weight savings.

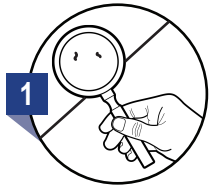


 **AeroPel™**
USER GUIDE

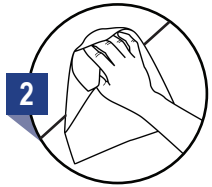
Oceanit Global LLC
828 Fort Street Mall, Suite 600
Honolulu, HI 96813
Phone: (808) 531-3017
Emergency: (707) 709-6266

Refer to the Safety Data Sheet for detailed handling, storage, and safety information

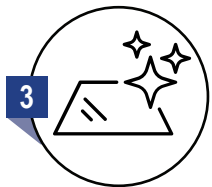
AeroPel Application Instructions:



1 **Inspect your surface** for anomalies such as sharp edges or weld splatter. Remove anomalies and repair as needed.



2 **Clean your surface.** Remove all contaminants such as organics and dissolved salts. Utilize clean water and a degreasing agent suitable for your surface.



3 **Prepare your surface.**

A. AeroPel to primer & topcoats
i. Achieve a water break free surface. This may require roughening for high gloss topcoats.

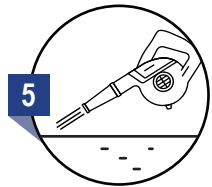
B. AeroPel Direct to Steel
i. Achieve SSPC SP-5 abrasive blasting or SSPC SP-11 power tool cleaning.

C. AeroPel Direct to Aluminum
i. Chromate conversion coating "alodine"



4 **Verify your surface.**

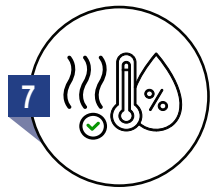
- A. Ensure your surface meets the applicable preparation specification.
- B. Ensure your surface is water-break free, Reference ASTM F21 or F22.



5 **Blow down all debris** off your surface.


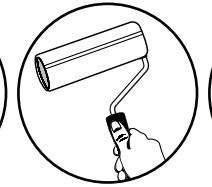



6 **Mix AeroPel** to a 33:1 ratio for 15 minutes.

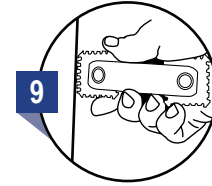


7 **Verify environmental conditions** are to specification.

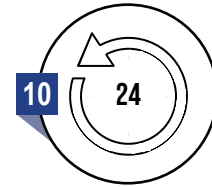
- A. Ambient Air: 50° - 110°F
- B. Relative Humidity: RH < 65%



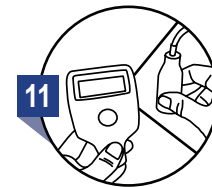
8 **Apply AeroPel by brush, roller, or spray gun.**
A. Recommended: 2 coats to a DFT of 1.0 mil.
B. Roller and brushes may require additional coats to meet DFT.



9 **Verify wet film thickness** at an appropriate location.



10 **Allow AeroPel to cure** for 24 hours.



11 **Verify dry film thickness.**

SCAN HERE



Scan the QR Code to the left to download the following technical documents:

- [APW100 Technical Data Sheet](#)
- [APW100 Application Guide](#)
- [APW100 Part A & B SDS](#)